


ortofon



accuracy in sound





ortofon



MC Quintet  
Mono  
MC Q Mono



MC Quintet  
Red  
MC Q 5



MC Quintet  
Blue  
MC Q 10



MC Quintet  
Bronze  
MC Q 20



MC Quintet  
Black S  
MC Q 30 S

Output voltage at 1000 Hz, 5 cm/sec.	0.3 mV	0.5 mV	0.5 mV	0.3 mV	0.3 mV
Channel balance at 1 kHz	-	< 1.5 dB	< 1.5 dB	< 1.2 dB	< 1.0 dB
Channel separation at 1 kHz	-	> 21 dB	> 21 dB	> 23 dB	> 23 dB
Channel separation at 15 kHz	-	> 14 dB	> 14 dB	> 15 dB	> 15 dB
Frequency response 20-20.000 Hz	± 2.0 dB	± 2.5 dB	± 2.5 dB	± 1.5 dB	± 1.5 dB
Tracking ability at 315 Hz at recommended tracking force*)	70 µm	65 µm	70 µm	80 µm	80 µm
Compliance, dynamic, lateral	15 µm/mN	15 µm/mN	15 µm/mN	15 µm/mN	15 µm/mN
Stylus type	Nude Elliptical	Elliptical	Nude Elliptical	Nude Fine Line	Nude Shibata
Stylus tip radius	r/R 8/18 µm	r/R 8/18 µm	r/R 8/18 µm	r/R 8/40 µm	r/R 6/50 µm
Tracking force range	2.1-2.5 g (21-25 mN)	2.1-2.5 g (21-25 mN)	2.1-2.5 g (21-25 mN)	2.1-2.5 g (21-25 mN)	2.1-2.5 g (21-25 mN)
Tracking force, recommended	2.3 g (23 mN)	2.3 g (23 mN)	2.3 g (23 mN)	2.3 g (23 mN)	2.3 g (23 mN)
Tracking angle	20°	20°	20°	20°	20°
Internal impedance, DC resistance	5 Ohm	7 Ohm	7 Ohm	5 Ohm	5 Ohm
Recommended load impedance	> 20 Ohm	> 20 Ohm	> 20 Ohm	> 20 Ohm	> 20 Ohm
Cartridge body material	ABS/Alu.	ABS/Alu.	ABS/Alu.	ABS/Alu.	ABS/Alu.
Cartridge colour	White	Red	Blue	Bronze	Black
Cartridge weight	9 g	9 g	9 g	9 g	9 g

\*) Typical value

## About the Ortofon MC Quintet Series cartridges

Thank you for choosing the Ortofon Quintet moving coil cartridge system for high performance sound reproduction of your favourite analogue records.

Our company has been working with sound reproduction since 1918. Ortofon developed its first phono cartridge in 1948, since then more than 300 different phono cartridges have been engineered and manufactured. Reflecting our extensive experience in industrial design and technological knowhow we have become the global leader in the manufacture and supply of phono cartridges.

The MC Quintet Series has been engineered in accordance with the highest standards and is congruent with Ortofon's unrelenting commitment to providing the most precise and accurate reproduction possible without coloration. Each of the five Quintet Series cartridges has its individual sonic expression, and all five models together represent the ensemble of five classic variations:

- |                                |                                                                                                         |
|--------------------------------|---------------------------------------------------------------------------------------------------------|
| MC Quintet Mono / MC Q Mono    | is a true mono cartridge for playing mono microgroove vinyl records.                                    |
| MC Quintet Red / MC Q 5        | is an all-purpose cartridge that delivers open, dynamic sound with a slight touch of warmth.            |
| MC Quintet Blue / MC Q 10      | adds more dynamics and resolution, sounds more open and reproduces more details.                        |
| MC Quintet Bronze / MC Q 20    | adds even more details and resolution but in a very evenhanded way that pays respect to all elements.   |
| MC Quintet Black S / MC Q 30 S | is the best of everything, true to the groove with resolution and accurate insight into each recording. |

It is our aim to bring you many hours of new and surprising experience in listening to your precious vinyl collection.

# ortofon



## Mounting the cartridge

### Connecting

Please correlate the colour code for the terminals on the drawing with the colour codings on the cartridge.

The terminals for right and left channel have the same position as normal for Ortofon cartridges.

We recommend to mount lead wires on cartridge and tonearm before aligning and calibrating the cartridge. Lead wires of length 35 mm will fit a distance between cartridge and tonearm terminals and will work with most head shells.

### Mounting

For mounting the cartridge to the headshell you have one pair of M2,5 x 5 screws at your disposal. It is of great importance to use the right length of screws when mounting the cartridge. Using too long screws may stop the screws inside the cartridge resulting in insufficient mounting in the headshell and may damage the cartridge.

The choice of screw length is depending on the thickness of the headshell, and a maximum of 2.5 mm free screw length under the headshell:

- for headshells up to 3.5 mm use the enclosed M2,5 x 5 mm screws.
- for headshells with the thickness over 3.5 mm it is recommended to use the 7 mm screws..

Mount the cartridge loosely to the headshell at this moment.

Quintet Mono uses a strapped output to deliver the same output signal from both sets of pole pins. This effectively eliminates the need for mono-specific equipment, making it possible to enjoy true mono reproduction on any stereo playback system.

Cartridge front view



Cartridge back view

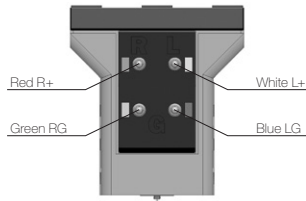


Fig. 1



## Azimuth, vertical alignment

Azimuth adjustment or vertical alignment of the cartridge is very important for optimal channel separation.

The checking is easily done by lowering the cartridge onto a thin mirror placed on the record surface and examining whether the reflection lines up square with the cartridge, when viewed from the front.

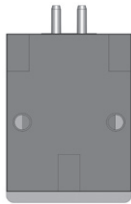
During this test tonearm must still be parallel to the record surface. If not obtainable because of mirror thickness, remove record and work directly on the mat.

If alignment is still incorrect and not adjustable because of fixed headshell, the only solution is to resort to packing on one side of the head-shell.

## Warning

This phono cartridge is only for mounting on tonearms and must not be used for other purposes.

Cartridge top view



Cartridge front view

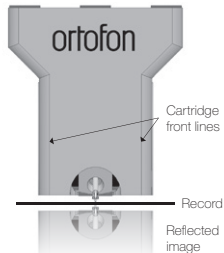


Fig. 2



## Tonearm level, vertical tracking angle

Cartridges are constructed so that cantilever angle corresponds to the 20 deg. record cutting angle, when the cartridge is loaded with recommended tracking force and the cartridge base is parallel with the tonearm and this again is parallel to the record surface.

## Connection to amplifier

For amplifiers only having MM-input sockets, we recommend one of the Ortofon transformers to be applied.

## Antiskating

For the Quintet stylus types set normal antiskating, according to recommended tracking force.

## Stylus Protection Guard

The stylus guard provided for Quintet Series cartridges is designed to be easily replaced and removed. To avoid accidental damage to the stylus or cantilever please mount the enclosed stylus guard onto the cartridge whenever the cartridge is not in use. A new stylus protection guard can be purchased on the Ortofon webshop [www.ortofon.com](http://www.ortofon.com).

## Please note

To avoid damages on the stylus or cantilever please keep the stylus guard on the cartridge any time when mounting or dismounting the unit.

## Stylus care

Ortofon does not recommend the use of solvents of any kind for cleaning of either the record surface or stylus. If necessary, records may be washed in lukewarm demineralized water with a dash of sulphonic soap. Remove dust carefully from record surfaces by using a fine antistatic brush or cloth before every use. The use of solvents on the stylus and cantilever may damage stylus cement; interior parts of the cartridge can be affected seriously by the intrusion of solvents.

The Ortofon warranty will not be valid in cases where such treatment has caused malfunction. For cleaning the stylus, use the enclosed fiber brush a few times along the cantilever in the direction of the stylus, whenever you play a new record or change sides. Record care should also be performed regularly and is of paramount importance to prolong the life and condition of the stylus. Because of this, a record cleaning machine may be considered for ease and quality of record cleaning.

## Ortofon exchange service

Owing to the design of the Ortofon moving coil cartridge, the stylus is not part of a replaceable assembly and therefore Ortofon offers an exchange service. If you should have the need for this service, please contact your local Ortofon partner.





Get more information about  
MC Quintet Series cartridges.

ortofon  
accuracy in sound

Ortofon A/S | Stavangervej 9 | DK-4900 Nakskov  
Tel. +45 54 91 19 15 | [www.ortofon.com](http://www.ortofon.com)

